

Introductory sub-table (I)(a)

Name of the Company: ENKEI WHEELS (INDIA) LIMITED  
 Scrip Code: 533477, Name of the scrip : ENKEWHEL, class of security: EQUITY  
 Report Date: SEPTEMBER -2013


Partly paid-up shares:-	No. of partly paid-up shares	As a % of total no. of partly paid-up shares	As a % of total no. of shares of the company
Held by promoter/promoter group		0	0
Held by public		0	0
Total	0	0	0

Outstanding convertible securities:-	No. of outstanding securities	As a % of total no. of outstanding convertible securities	As a % of total no. of shares of the company, assuming full conversion of the convertible securities
Held by promoter/promoter group	0		0.00
Held by public			0
Total	0		0.00

Warrants:-	No. of warrants	As a % of total no. of warrants	As a % of total no. of shares of the company, assuming full conversion of warrants
Held by promoter/promoter group		0	0
Held by public		0	0
Total	0	0	0


Total paid-up capital of the company, assuming full conversion of warrants and convertible securities

12755360




**Statement Showing Shareholding Pattern**


Category code	Category of Shareholder	Number of Shareholders	Table (I)(a)		Total shareholding as a percentage of total number of shares		Shares Pledged or otherwise encumbered	
			Total number of shares	Number of shares held in dematerialized form	As a percentage of (A+B) <sup>1</sup>	As a percentage of (A+B+C)	Number of shares	As a percentage
			(IV)	(V)	(VI)	(VII)	(VIII)	(IX) = (VIII)/(IV)*100
(I)	(II)	(III)	(IV)	(V)	(VI)	(VII)	(VIII)	(IX) = (VIII)/(IV)*100
<b>(A)</b>	<b>Shareholding of Promoter and Promoter Group<sup>2</sup></b>							
<b>1</b>	<b>Indian</b>							
(a)	Individuals/ Hindu Undivided Family	0	0	0	0.00	0.00		0.00
(b)	Central Government/ State Government(s)				0.00	0.00		0.00
(c)	Bodies Corporate	0	0	0	0.00	0.00		0.00
(d)	Financial Institutions/ Banks				0.00	0.00		0.00
(e)	Any Others(Specify)							
(e-i)					0.00	0.00		0.00
(e-ii)					0.00	0.00		0.00
	<b>Sub Total(A)(1)</b>	<b>0</b>	<b>0</b>	<b>0</b>	<b>0.00</b>	<b>0.00</b>	<b>0</b>	<b>#DIV/0!</b>
<b>2</b>	<b>Foreign</b>							
a	Individuals (Non-Residents Individuals/ Foreign Individuals)							
b	Bodies Corporate	1	8255360	6500000	64.72	64.72		0.00
c	Institutions				0.00	0.00		0.00
d	Qualified Foreign Investor				0.00	0.00		0.00
e	Any Others(Specify)				0.00	0.00		0.00
e-i					0.00	0.00		0.00
e-ii								
	<b>Sub Total(A)(2)</b>	<b>1</b>	<b>8255360</b>	<b>6500000</b>	<b>64.72</b>	<b>64.72</b>	<b>0</b>	<b>0.00</b>
	<b>Total Shareholding of Promoter and Promoter Group (A) = (A)(1)+(A)(2)</b>	<b>1</b>	<b>8255360</b>	<b>6500000</b>	<b>64.72</b>	<b>64.72</b>	<b>0</b>	<b>0.00</b>



<b>(B)</b>	<b>Public shareholding</b>							
<b>1</b>	<b>Institutions</b>							
(a)	Mutual Funds/ UTI	0	0	0	0.00	0.00		
(b)	Financial Institutions/ Banks				0.00	0.00		
(c)	Central Government/ State Government(s)				0.00	0.00		
(d)	Venture Capital Funds				0.00	0.00		
(e)	Insurance Companies				0.00	0.00		
(f)	Foreign Institutional Investors				0.00	0.00		
(g)	Foreign Venture Capital Investors				0.00	0.00		
(h)	Qualified Foreign Investor				0.00	0.00		
(i)	Any Other (specify)				0.00	0.00		
(i-i)								
(i-ii)					0.00	0.00		
	<b>Sub-Total (B)(1)</b>	<b>0</b>	<b>0</b>	<b>0</b>	<b>0.00</b>	<b>0.00</b>		
<b>B 2</b>	<b>Non-institutions</b>							
(a)	Bodies Corporate							
(b)	Individuals	62	1291994	1290784	10.13	10.13		
	Individuals -i. Individual shareholders holding nominal share capital up to Rs 1 lakh				0.00	0.00		
I	ii. Individual shareholders holding nominal share capital in excess of Rs. 1 lakh.	2049	1417404	1270042	11.11	11.11		
		17	1334630	1334630	10.46	10.46		
(c)	Qualified Foreign Investor				0.00	0.00		
(d)	Any Other (specify)				0.00	0.00		
(d-i)	Clearing Members	17	5099	5099	0.04	0.04		
(d-ii)	NRI/OCB's	32	137889	137889	1.08	1.08		
(d-iii)	Directors & Relatives	6	312984	312984	2.45	2.45		
	<b>Sub-Total (B)(2)</b>	<b>2183</b>	<b>4500000</b>	<b>4351428</b>	<b>35.28</b>	<b>35.28</b>		
<b>(B)</b>	<b>Total Public Shareholding (B)= (B)(1)+(B)(2)</b>	<b>2183</b>	<b>4500000</b>	<b>4351428</b>	<b>35.28</b>	<b>35.28</b>		
	<b>TOTAL (A)+(B)</b>	<b>2184</b>	<b>12755360</b>	<b>10851428</b>	<b>100.00</b>	<b>100.00</b>		
<b>(C)</b>	<b>Shares held by Custodians and against which Depository Receipts have been issued</b>							
1	Promoter and Promoter Group							
2	Public					0.00		0.00
	<b>Sub-Total (C)</b>	<b>0</b>	<b>0</b>	<b>0</b>	<b>0.00</b>	<b>0.00</b>	<b>0</b>	<b>0</b>
	<b>GRAND TOTAL (A)+(B)+(C)</b>	<b>2184</b>	<b>12755360</b>	<b>10851428</b>	<b>100.00</b>	<b>100.00</b>	<b>0</b>	<b>0.00</b>




Sr.No	Notes
1	N.A.
2	
3	



(1)(b) Statement showing holding of securities (including shares, warrants, convertible securities) of persons belonging to the category "Promoter and Promoter Group"


Sr. No.	Name of the shareholder	Details of Shares held		Encumbered shares (*)			Details of warrants		Details of convertible securities		Total shares (including underlying shares assuming full conversion of warrants and convertible securities) as a % of diluted share capital
		Number of shares held	As a % of grand total (A)+(B)+(C)	No.	As a percentage	As a % of grand total (A)+(B)+(C) of sub-clause (I)(a)	Number of warrants held	As a % total number of warrants of the same class	Number of convertible securities held	As a % total number of convertible securities of the same class	
(i)	(ii)	(iii)	(iv)	(v)	(vi)=(v)/(iii)*100	(vii)	(viii)	(ix)	(x)	(xi)	(xii)
1	Enkei Corporation	8255360	64.72		0.00	0.00		0	0	0	64.72
<b>TOTAL</b>		<b>8255360</b>	<b>64.72</b>	<b>0</b>	<b>0.00</b>	<b>0.00</b>	<b>0</b>	<b>0</b>	<b>0</b>	<b>0</b>	<b>64.72</b>

(\*) The term "encumbrance" has the same meaning as assigned to it in regulation 28(3) of the SAST Regulations, 2011




(D)(c)(i) Statement showing holding of securities (including shares, warrants, convertible securities) of persons belonging to the category "Public" and holding more than 1% of the total number of shares

Sr. No.	Name of the shareholder	Number of shares held	Shares as a percentage of total number of shares (i.e., Grand Total (A)+(B)+(C) indicated in Statement at para (I)(a) above)	Details of warrants		Details of convertible		Total shares (including underlying shares assuming full conversion of warrants and convertible securities) as a % of diluted share capital
				Number of warrants held	As a % total number of warrants of the same class	Number of convertible securities held	% w.r.t total number of convertible securities of the same class	
1	Motilal Gopial Oswal	792000	6.21		0		0	6.21
2	Shailendra Rai	282724	2.22		0		0	2.22
3	Nastic Trading LLP	570000	4.47		0		0	4.47
4	Pamela Trading LLP	286000	2.24		0		0	2.24
5	Skyblue Trading & Investment Pvt.Ltd.	254880	2.00		0		0	2.00
6			0.00		0		0	0
7			0.00		0		0	0
8			0.00		0		0	0
9			0.00		0		0	0
10			0.00		0		0	0
			0.00		0		0	0
<b>TOTAL</b>		<b>2185604</b>	<b>17.13</b>	<b>0</b>	<b>0</b>	<b>0</b>	<b>0</b>	<b>17.13</b>




Sr. No.	Name(s) of the shareholder(s) and the Persons Acting in Concert (PAC) with them	Number of shares	Shares as a percentage of total number of shares (i.e., Grand Total (A)+(B)+(C) indicated in Statement at para (I)(a) above}	Details of warrants		Details of convertible		Total shares (including underlying shares assuming full conversion of warrants and convertible securities) as a % of diluted share capital
				Number of warrants	As a % total number of warrants of the same class	Number of convertible securities held	% w.r.t total number of convertible securities of the same class	
1	Motilala Gopīal Oswal	792000	6.21		0		0	6.21
2			0.00		0		0	0
3			0.00		0		0	0
4			0.00		0		0	0
5			0.00		0		0	0
6			0.00		0		0	0
7			0.00		0		0	0
8			0.00		0		0	0
9			0.00		0		0	0
10			0.00		0		0	0
					0		0	0
					0		0	0
<b>TOTAL</b>		792000	6.21		0		0	6.21



(I)(d) Statement showing details of locked-in shares

Sr. No.	Name of the shareholder	Number of locked-in shares	Locked-in shares as a percentage of total number of shares {i.e., Grand Total (A)+(B)+(C) indicated in Statement at para (I)(a) above}
1	Enkei corporation	3955360	31.01
2			0.00
3			0.00
4			0.00
5			0.00
6			0.00
7			0.00
8			0.00
9			0.00
			0.00
<b>TOTAL</b>		<b>3955360</b>	<b>31.01</b>





(II)(a) Statement showing details of Depository Receipts (DRs)

Sr. No.	Type of outstanding DR (ADRs, GDRs, SDRs, etc.)	Number of outstanding DRs	Number of shares underlying outstanding DRs	Shares underlying outstanding DRs as a percentage of total number of shares (i.e., Grand Total (A)+(B)+(C) indicated in Statement at para (I)(a) above)
1	N.A.			
2				0.00
3				0.00
4				0.00
5				0.00
6				0.00
7				0.00
8				0.00
9				0.00
				0.00
<b>TOTAL</b>		0	0	0.00

