

Introductory sub-table (I)(a)

Name of the Company: ENKEI WHEELS (INDIA) LIMITED

Scrip Code: 533477, Name of the scrip : ENKEWHEL, class of security: EQUITY

Report Date: MARCH -2014


Partly paid-up shares:-	No. of partly paid-up shares	As a % of total no. of partly paid-up shares	As a % of total no. of shares of the company
Held by promoter/promoter group		0	0
Held by public		0	0
Total	0	0	0

Outstanding convertible securities:-	No. of outstanding securities	As a % of total no. of outstanding convertible securities	As a % of total no. of shares of the company, assuming full conversion of the convertible securities
Held by promoter/promoter group	0		0.00
Held by public			0
Total	0		0.00


Warrants:-	No. of warrants	As a % of total no. of warrants	As a % of total no. of shares of the company, assuming full conversion of warrants
Held by promoter/promoter group		0	0
Held by public		0	0
Total	0	0	0

Total paid-up capital of the company, assuming full conversion of warrants and convertible securities


12755360



Statement Showing Shareholding Pattern									
Category code	Category of Shareholder	Number of Shareholders	Table (I)(a)			Total shareholding as a percentage of total number of shares		Shares Pledged or otherwise encumbered	
			Total number of shares	Number of shares held in dematerialized form	As a percentage of (A+B) ¹	As a percentage of (A+B+C)	Number of shares	As a percentage	
			(III)	(IV)	(V)	(VI)	(VII)	(VIII)	(IX) = (VIII)/(IV)*100
(A)	Shareholding of Promoter and Promoter Group²								
	1 Indian								
(a)	Individuals/ Hindu Undivided Family	0	0	0	0.00	0.00		0.00	
(b)	Central Government/ State Government(s)				0.00	0.00		0.00	
(c)	Bodies Corporate	0	0	0	0.00	0.00		0.00	
(d)	Financial Institutions/ Banks				0.00	0.00		0.00	
(e)	Any Others(Specify)								
(e-i)					0.00	0.00		0.00	
(e-ii)					0.00	0.00		0.00	
	Sub Total(A)(1)	0	0	0	0.00	0.00	0	0.00	
	2 Foreign								
a	Individuals (Non-Residents Individuals/ Foreign Individuals)				0.00	0.00		0.00	
b	Bodies Corporate	1	8255360	6500000	64.72	64.72		0.00	
c	Institutions				0.00	0.00		0.00	
d	Qualified Foreign Investor				0.00	0.00		0.00	
e	Any Others(Specify)				0.00	0.00		0.00	
e-i					0.00	0.00		0.00	
e-ii									
	Sub Total(A)(2)	1	8255360	6500000	64.72	64.72	0	0.00	
	Total Shareholding of Promoter and Promoter Group (A) = (A)(1)+(A)(2)	1	8255360	6500000	64.72	64.72	0	0.00	
(B)	Public shareholding								
	1 Institutions								
(a)	Mutual Funds/ UTI	0	0	0	0.00	0.00			
(b)	Financial Institutions / Banks				0.00	0.00			
(c)	Central Government/ State Government(s)				0.00	0.00			
(d)	Venture Capital Funds				0.00	0.00			
(e)	Insurance Companies				0.00	0.00			
(f)	Foreign Institutional Investors				0.00	0.00			
(g)	Foreign Venture Capital Investors				0.00	0.00			
(h)	Qualified Foreign Investor				0.00	0.00			
(i)	Any Other (specify)								
(i-i)					0.00	0.00			
(i-ii)									
	Sub-Total (B)(1)	0	0	0	0.00	0.00			
	B 2 Non-institutions								
(a)	Bodies Corporate	67	1299318	1298108	10.19	10.19			
(b)	Individuals				0.00	0.00			
I	Individuals -i. Individual shareholders holding nominal share capital up to Rs 1 lakh	2047	1434274	1289512	11.24	11.24			
II	ii. Individual shareholders holding nominal share capital in excess of Rs. 1 lakh.	15	1300431	1300431	10.20	10.20			
(c)	Qualified Foreign Investor				0.00	0.00			
(d)	Any Other (specify)				0.00	0.00			
(d-i)	Clearing Members	15	15804	15804	0.12	0.12			
(d-ii)	NRI/OCB's	30	137189	137189	1.08	1.08			
(d-iii)	Directors & Relatives	6	312984	312984	2.45	2.45			
	Sub-Total (B)(2)	2180	4500000	4354028	35.28	35.28			
(B)	Total Public Shareholding (B) = (B)(1)+(B)(2)	2180	4500000	4354028	35.28	35.28			
	TOTAL (A)+(B)	2181	12755360	10854028	100.00	100.00			
(C)	Shares held by Custodians and against which Depository Receipts have been issued								
1	Promoter and Promoter Group					0.00		0.00	
2	Public					0.00		0.00	
	Sub-Total (C)	0	0	0			0	0.00	
	GRAND TOTAL (A)+(B)+(C)	2181	12755360	10854028	100.00	100.00	0	0.00	




Sr. No.	Notes
1	The Company had issued 17,55,360 Equity Shares upon conversion of 13,16,52,00 Compulsorily Convertible Preference Shares issued to its Prmoter i.e. Enkei Corporation, Japan pursuant to Scheme of Arrangement between the Company & Aicon Castalloy Limited (Formerly known as Enkei Castalloy Limited). The Company has not received the Listing Permission of the same. Therefore, these shares are held in Physical Form.
2	
3	
4	
5	
6	
7	
8	
9	
10	



(I)(b) Statement showing holding of securities (including shares, warrants, convertible securities) of persons belonging to the category "Promoter and Promoter Group"


Sr.	Name of the shareholder	Details of Shares held		Encumbered shares (*)			Details of warrants		Details of convertible securities		Total shares (including underlying shares assuming full conversion of warrants and convertible securities) as a % of diluted share capital	
		Number of shares held	As a % of grand total (A) +(B) +(C)	No.	As a percentage	As a % of grand total (A)+(B)+(C) of sub-clause (I)(a)	Number of warrants held	As a % total number of warrants of the same class	Number of convertible securities held	As a % total number of convertible securities of the same class		
No.	(i)	(ii)	(iii)	(iv)	(v)	(vi)=(v)/(iii)*100	(vii)	(viii)	(ix)	(x)	(xi)	(xii)
1	Enkei Corporation	8255360	64.72			0.00	0.00		0	0	0	64.72
											0	
											0	
TOTAL		8255360	64.72	0	0.00	0.00	0	0	0	0	0	64.72

(*) The term "encumbrance" has the same meaning as assigned to it in regulation 28(3) of the SAST Regulations, 2011




(I)(c)(i) Statement showing holding of securities (including shares, warrants, convertible securities) of persons belonging to the category "Public" and holding more than 1% of the total number of shares

Sr. No.	Name of the shareholder	Number of shares held	Shares as a percentage of total number of shares (i.e., Grand Total (A)+(B)+(C) indicated in Statement at para (I)(a) above)	Details of warrants		Details of convertible		Total shares (including underlying shares assuming full conversion of warrants and convertible securities) as a % of diluted share capital
				Number of warrants held	As a % total number of warrants of the same class	Number of convertible securities held	% w.r.t total number of convertible securities of the same class	
1	Motilal Gopilal Oswal	792000	6.21		0		0	6.21
2	Shailendra Rai	282724	2.22		0		0	2.22
3	Nastic Trading LLP	570000	4.47		0		0	4.47
4	Pamela Trading LLP	286000	2.24		0		0	2.24
5	Skyblue Trading & Investment Pvt.Ltd.	254880	2.00		0		0	2.00
6			0.00		0		0	0
7			0.00		0		0	0
8			0.00		0		0	0
9			0.00		0		0	0
10			0.00		0		0	0
TOTAL		2185604	17.13	0	0	0	0	17.13




(D)(c)(ii) Statement showing holding of securities (including shares, warrants, convertible securities) of persons (together with PAC) belonging to the category "Public" and holding more than 5% of the total number of shares of the company.

Sr. No.	Name(s) of the shareholder(s) and the Persons Acting in Concert (PAC) with them	Number of shares	Shares as a percentage of total number of shares {i.e., Grand Total (A)+(B)+(C) indicated in Statement at para (I)(a) above}	Details of warrants		Details of convertible		Total shares (including underlying shares assuming full conversion of warrants and convertible securities) as a % of diluted share capital
				Number of warrants	As a % total number of warrants of the same class	Number of convertible securities held	% w.r.t total number of convertible securities of the same class	
1	Motilala Gopihal Oswal	792000	6.21		0		0	6.21
2			0.00		0		0	0
3			0.00		0		0	0
4			0.00		0		0	0
5			0.00		0		0	0
6			0.00		0		0	0
7			0.00		0		0	0
8			0.00		0		0	0
9			0.00		0		0	0
10			0.00		0		0	0
					0		0	
					0		0	
TOTAL		792000	6.21		0		0	6.21




(D)(d) Statement showing details of locked-in shares

Sr. No.	Name of the shareholder	Number of locked-in shares	Locked-in shares as a percentage of total number of shares {i.e., Grand Total (A)+(B)+(C) indicated in Statement at para (I)(a) above}
1	Enkei corporation	3955360	31.01
2			0.00
3			0.00
4			0.00
5			0.00
6			0.00
7			0.00
8			0.00
9			0.00
TOTAL		3955360	31.01



(II)(a) Statement showing details of Depository Receipts (DRs)

Sr. No.	Type of outstanding DR (ADRs, GDRs, SDRs, etc.)	Number of outstanding DRs	Number of shares underlying outstanding DRs	Shares underlying outstanding DRs as a percentage of total number of shares {i.e., Grand Total (A)+(B)+(C) indicated in Statement at para (I)(a) above}
1	N.A.			0.00
2				0.00
3				0.00
4				0.00
5				0.00
6				0.00
7				0.00
8				0.00
9				0.00
TOTAL		0	0	0.00



(II)(b) Statement showing holding of Depository Receipts (DRs), where underlying shares held by "promoter/promoter group" are in excess of 1% of the total number of shares

Sr. No.	Name of the DR Holder	Type of outstanding DR (ADRs, GDRs, SDRs, etc.)	Number of shares underlying outstanding DRs	Shares underlying outstanding DRs as a percentage of total number of shares {i.e., Grand Total (A)+(B)+(C) indicated in Statement at para (I)(a) above}
1	N.A.			0.00
2				0.00
3				0.00
4				0.00
5				0.00
6				0.00
7				0.00
8				0.00
9				0.00
TOTAL			0	0.00

