



ENKEI WHEELS (INDIA) LTD.

GAT No. 1425 Shikrapur, Tal. Shirur, Dist. Pune Maharashtra, India 412 208
Tel. : +91-2137-618700 Fax : +91-2137-618720

Date: 18th January, 2013

To,

The Bombay Stock Exchange Ltd,

Phiroze Jeejeebhoy towers

Dalal Street,

Mumbai - 400001.

Sub: Shareholding pattern for the quarter ended on 31st December, 2012.

Ref: Scrip Code - 533477


Dear Sir,

Please find enclosed shareholding pattern for the quarter ended as on 31st December, 2012.

The above is for your information and necessary action.


FOR ENKEI WHEELS (INDIA) LIMITED


OMKAR KAULGUD
COMPLIANCE OFFICER




Introductory sub-table (I)(a)

Name of the Company: ENKEI WHEELS (INDIA) LIMITED			
Scrip Code: 533477, Name of the scrip : ENKEWHEL, class of security: EQUITY			
Quarter ended: DECEMBER - 2012			
Partly paid-up shares:-	No. of partly paid-up shares	As a % of total no. of partly paid-up shares	As a % of total no. of shares of the company
Held by promoter/promoter group		0	0
Held by public		0	0
Total	0	0	0
Outstanding convertible securities:-	No. of outstanding securities	As a % of total no. of outstanding convertible securities	As a % of total no. of shares of the company, assuming full conversion of the convertible securities
Held by promoter/promoter group	3913950	100	4.09
Held by public		0	0
Total	3913950	100	4.09
Warrants:-	No. of warrants	As a % of total no. of warrants	As a % of total no. of shares of the company, assuming full conversion of warrants
Held by promoter/promoter group		0	0
Held by public		0	0
Total	0	0	0
Total paid-up capital of the company, assuming full conversion of warrants and convertible securities		12755360	




Statement Showing Shareholding Pattern

Category code	Category of Shareholder	Number of Shareholders	Table (I)(a)			Total shareholding as a percentage of total number of shares		Shares Pledged or otherwise encumbered	
			Total number of shares	Number of shares held in dematerialized form	As a percentage of (A+B) ¹	As a percentage of (A+B+C)	Number of shares	As a percentage	
			(IV)	(V)	(VI)	(VII)	(VIII)	(IX) = (VIII)/(IV)*100	
(I)	(II)	(III)							
(A)	Shareholding of Promoter and Promoter Group²								
1	Indian								
(a)	Individuals/ Hindu Undivided Family	0	0	0	0.00	0.00		0.00	
(b)	Central Government/ State Government(s)				0.00	0.00		0.00	
(c)	Bodies Corporate				0.00	0.00		0.00	
(d)	Financial Institutions/ Banks								
(e)	Any Others(Specify)				0.00	0.00		0.00	
(e-i)					0.00	0.00		0.00	
(e-ii)									
	Sub Total(A)(1)	0	0	0	0.00	0.00	0	0.00	
2	Foreign								
a	Individuals (Non-Residents Individuals/ Foreign Individuals)				0.00	0.00		0.00	
b	Bodies Corporate	1	7733500	6500000	63.22	63.22		0.00	
c	Institutions				0.00	0.00		0.00	
d	Qualified Foreign Investor				0.00	0.00		0.00	
e	Any Others(Specify)				0.00	0.00		0.00	
e-i									
e-ii									
	Sub Total(A)(2)	1	7733500	6500000	63.22	63.22	0	0.00	
	Total Shareholding of Promoter and Promoter Group (A) = (A)(1)+(A)(2)	1	7733500	6500000	63.22	63.22	0	0.00	
(B)	Public shareholding								
1	Institutions								
(a)	Mutual Funds/ UTI	0	0	0	0.00	0.00			
(b)	Financial Institutions/ Banks				0.00	0.00			
(c)	Central Government/ State Government(s)				0.00	0.00			
(d)	Venture Capital Funds				0.00	0.00			
(e)	Insurance Companies				0.00	0.00			
(f)	Foreign Institutional Investors				0.00	0.00			
(g)	Foreign Venture Capital Investors				0.00	0.00			
(h)	Qualified Foreign Investor								
(i)	Any Other (specify)				0.00	0.00			
(i-i)									
(i-ii)									
	Sub-Total (B)(1)	0	0	0	0.00	0.00			
B 2	Non-institutions								
(a)	Bodies Corporate				10.49	10.49			
(b)	Individuals				0.00	0.00			
I	Individuals -i. Individual shareholders holding nominal share capital up to Rs 1 lakh	2111	1513486	1363524	12.37	12.37			
II	ii. Individual shareholders holding nominal share capital in excess of Rs. 1 lakh.	14	1512151	1512151	12.36	12.36			
(c)	Qualified Foreign Investor				0.00	0.00			
(d)	Any Other (specify)				0.00	0.00			
(d-i)	Clearing Members	20	7212	7212	0.06	0.06			
(d-ii)	NRI/OCB's	36	153380	153380	1.25	1.25			
(d-iii)	Directors & Relatives	1	30100	30100	0.25	0.25			
	Sub-Total (B)(2)	2255	4500000	4348828	36.78	36.78			
(B)	Total Public Shareholding (B) = (B)(1)+(B)(2)	2255	4500000	4348828	36.78	36.78			
	TOTAL (A)+(B)	2256	12233500	10848828	100.00	100.00			
(C)	Shares held by Custodians and against which Depository Receipts have been issued								
1	Promoter and Promoter Group					0.00		0.00	
2	Public					0.00		0.00	
	Sub-Total (C)	0	0	0			0	0.00	
	GRAND TOTAL (A)+(B)+(C)	2256	12233500	10848828	100.00	100.00	0	0.00	




Sr.No	Notes
1	Pursuant to the scheme of Arrangement between Enkei Wheels (India) Limited (Company) and Aicon Castalloy Limited (Formerly known as Enkei Castalloy Limited) , Company has allotted 1,31,65,200 Compulsory Convertible Preference Shares (CCPS) of Rs. 10/- each to Enkei Corporation, Japan on 24th April 2010. Hence, pursuant to the scheme of arrangement & in compliance with clause 40A of the Listing Agreement & to the extent permissible under clause 40A of the listing agreement EWIL has issued 12,33,500 equity shares of Face value of Rs. 5/- each at a premium of Rs. 70/- each against 92,51,250 CCPS of Face value of Rs. 10/- each and balance 39,13,950 preference shares will either be redeemed or shall be dealt as per the directions of RBI in this regard.
2	
3	



(D)(b) Statement showing holding of securities (including shares, warrants, convertible securities) of persons belonging to the category "Promoter and Promoter Group"


Sr. No.	Name of the shareholder	Details of Shares held		Encumbered shares (*)			Details of warrants		Details of convertible securities		Total shares (including underlying shares assuming full conversion of warrants and convertible securities) as a % of diluted share capital
		Number of shares held	As a % of grand total (A) +(B) +(C)	No.	As a percentage	As a % of grand total (A)+(B)+(C) of sub-clause (I)(a)	Number of warrants held	As a % total number of warrants of the same class	Number of convertible securities held	As a % total number of convertible securities of the same class	
(i)	(ii)	(iii)	(iv)	(v)	(vi)=(v)/(iii)*100	(vii)	(viii)	(ix)	(x)	(xi)	(xii)
1	Enkei Corporation	7733500	63.22		0.00	0.00		0	3913950	100	64.72
TOTAL		7733500	63.22	0	0.00	0.00	0	0	3913950	100	64.72

(*) The term "encumbrance" has the same meaning as assigned to it in regulation 28(3) of the SAST Regulations, 2011




(I)(c)(i) Statement showing holding of securities (including shares, warrants, convertible securities) of persons belonging to the category "Public" and holding more than 1% of the total number of shares

Sr. No.	Name of the shareholder	Number of shares held	Shares as a percentage of total number of shares (i.e., Grand Total (A)+(B)+(C) indicated in Statement at para (I)(a) above)	Details of warrants		Details of convertible		Total shares (including underlying shares assuming full conversion of warrants and convertible securities) as a % of diluted share capital
				Number of warrants held	As a % total number of warrants of the same class	Number of convertible securities held	% w.r.t total number of convertible securities of the same class	
1	Motilal Gopilal Oswal	792000	6.47		0		0	6.21
2	Shailendra Rai	280000	2.29		0		0	2.20
3	Nastic Trading LLP	570000	4.66		0		0	4.47
4	Pamela Trading LLP	286000	2.34		0		0	2.24
5	Skyblue Trading & Investment Pvt.Ltd.	254880	2.08		0		0	2.00
6			0.00		0		0	0
7			0.00		0		0	0
8			0.00		0		0	0
9			0.00		0		0	0
10			0.00		0		0	0
TOTAL		2182880	17.84	0	0	0	0	17.11




(I)(c)(ii) Statement showing holding of securities (including shares, warrants, convertible securities) of persons (together with PAC) belonging to the category "Public" and holding more than 5% of the total number of shares of the company

Sr. No.	Name(s) of the shareholder(s) and the Persons Acting in Concert (PAC) with them	Number of shares	Shares as a percentage of total number of shares (i.e., Grand Total (A)+(B)+(C) indicated in Statement at para (I)(a) above)	Details of warrants		Details of convertible		Total shares (including underlying shares assuming full conversion of warrants and convertible securities) as a % of diluted share capital
				Number of warrants	As a % total number of warrants of the same class	Number of convertible securities held	% w.r.t total number of convertible securities of the same class	
1	Motilala Gopilal Oswal	792000	6.47		0		0	6.21
2			0.00		0		0	0
3			0.00		0		0	0
4			0.00		0		0	0
5			0.00		0		0	0
6			0.00		0		0	0
7			0.00		0		0	0
8			0.00		0		0	0
9			0.00		0		0	0
10			0.00		0		0	0
					0		0	0
					0		0	0
TOTAL		792000	6.47	0	0	0	0	6.21



(I)(d) Statement showing details of locked-in shares

Sr. No.	Name of the shareholder	Number of locked-in shares	Locked-in shares as a percentage of total number of shares (i.e., Grand Total (A)+(B)+(C) indicated in Statement at para (I)(a) above)
1	Enkei corporation	3433500	28.07
2			0.00
3			0.00
4			0.00
5			0.00
6			0.00
7			0.00
8			0.00
9			0.00
			0.00
TOTAL		3433500	28.07



(II)(a) Statement showing details of Depository Receipts (DRs)

Sr. No.	Type of outstanding DR (ADRs, GDRs, SDRs, etc.)	Number of outstanding DRs	Number of shares underlying outstanding DRs	Shares underlying outstanding DRs as a percentage of total number of shares (i.e., Grand Total (A)+(B)+(C) indicated in Statement at para (I)(a) above;
1				0.00
2				0.00
3				0.00
4				0.00
5				0.00
6				0.00
7				0.00
8				0.00
9				0.00
TOTAL		0	0	0.00



(II)(b) Statement showing holding of Depository Receipts (DRs), where underlying shares held by "promoter/promoter group" are in excess of 1% of the total number of shares

Sr. No.	Name of the DR Holder	Type of outstanding DR (ADRs, GDRs, SDRs, etc.)	Number of shares underlying outstanding DRs	Shares underlying outstanding DRs as a percentage of total number of shares (i.e., Grand Total (A)+(B)+(C) indicated in Statement at para (I)(a) above)
1				0.00
2				0.00
3				0.00
4				0.00
5				0.00
6				0.00
7				0.00
8				0.00
9				0.00
TOTAL			0	0.00

