



Introductory sub-table (I)(a)			
Name of the Company: ENKEI WHEELS (INDIA) LIMITED			
Scrip Code : 533477, Name of the scrip : ENKEWHEL, class of security: EQUITY			
Quarter ended: DECEMBER 2011			
Partly paid-up shares:-	No. of partly paid-up shares	As a % of total no. of partly paid-up shares	As a % of total no. of shares of the company
Held by promoter/promoter group	0	0	0
Held by public	0	0	0
Total - D	0	0	0
Outstanding convertible securities:-	No. of outstanding securities	As a % of total no. of outstanding convertible securities	As a % of total no. of shares of the company, assuming full conversion of the convertible securities
Held by promoter/promoter group	13165200	100	54.48
Held by public	0	0	0
Total - E	13165200	100	54.48
Warrants:-	No. of warrants	As a % of total no. of warrants	As a % of total no. of shares of the company, assuming full conversion of warrants
Held by promoter/promoter group	0	0	0
Held by public	0	0	0
Total - F	0	0	0
Total paid-up capital of the company, assuming full conversion of warrants and convertible securities	24165200		




Statement Showing Shareholding Pattern								
Category code	Category of Shareholder	Number of Shareholders	Table (I)(a)		Total shareholding as a percentage of total number of shares		Shares Pledged or otherwise encumbered	
			Total number of shares	Number of shares held in dematerialized form	As a percentage of (A+B) ¹	As a percentage of (A+B+C)	Number of shares	As a percentage (IX) = (VIII)/(IV)*100
(I)		(III)	(IV)	(V)	(VI)	(VII)	(VIII)	(IX)
(A)	Shareholding of Promoter and Promoter Group ²							
1	Indian							
(a)	Individuals/ Hindu Undivided Family							
(b)	Central Government/ State Government(s)	5	280160	280140	2.55	2.55		0.00
(c)	Bodies Corporate				0.00	0.00		0.00
(d)	Financial Institutions/ Banks	5	3860720	3610100	35.10	35.10		0.00
(e)	Any Others(Specify)				0.00	0.00		0.00
(e-i)					0.00	0.00		0.00
(e-ii)					0.00	0.00		0.00
	Sub Total(A)(1)	10	4140880	3890240	37.64	37.64	0	0.00
2	Foreign							
a	Individuals (Non-Residents Foreign Individuals)							
b	Bodies Corporate	1	3800000	3800000	0.00	0.00		0.00
c	Institutions				34.55	34.55		0.00
d	Any Others(Specify)				0.00	0.00		0.00
d-i					0.00	0.00		0.00
d-ii					0.00	0.00		0.00
	Sub Total(A)(2)	1	3800000	3800000	34.55	34.55	0	0.00
	Total Shareholding of Promoter and Promoter Group (A)=(A)(1)+(A)(2)	11	7940880	7690240	72.19	72.19	0	0.00
(B)	Public shareholding							
1	Institutions							



(a)	Mutual Funds/ UTI	1	104493	104493	0.95	0.95			
(b)	Financial Institutions / Banks				0.00	0.00			
(c)	Central Government/ State Government(s)				0.00	0.00			
(d)	Venture Capital Funds				0.00	0.00			
(e)	Insurance Companies				0.00	0.00			
(f)	Foreign Institutional Investors				0.00	0.00			
(g)	Foreign Venture Capital Investors				0.00	0.00			
(h)	Any Other (specify)				0.00	0.00			
(h-i)					0.00	0.00			
(h-ii)					0.00	0.00			
	Sub-Total (B)(1)	1	104493	104493	0.95	0.95			
	B 2 Non-institutions								
(a)	Bodies Corporate	72	912336	911126	8.29	8.29			
(b)	Individuals								
	Individuals - i: Individual shareholders holding nominal share capital up to Rs. 1 lakh	2146	1484874	1331712	13.50	13.50			
II	ii: Individual shareholders holding nominal share capital in excess of Rs. 1 lakh.	11	357929	357929	3.25	3.25			
(c)	Any Other (specify)								
(c-i)	Clearing Members	18	7492	7492	0.07	0.07			
(c-ii)	NRI / OCBS	43	191996	191996	1.75	1.75			
	Sub-Total (B)(2)	2290	2954627	2800255	26.86	26.86			
(B)	Total Public Shareholding (B)=(B)(1)+(B)(2)	2291	3059120	2904748	27.81	27.81			
	TOTAL (A)+(B)	2302	11000000	10594988	100.00	100.00			
(C)	Shares held by Custodians and against which Depository Receipts have been issued								
1	Promoter and Promoter Group					0.00			0.00
2	Public					0.00			
	Sub-Total (C)	0	0	0		0			
	GRAND TOTAL (A)+(B)+(C)	2302	11000000	10594988		100.00			0.00




Sr.No	Notes
1	
2	
3	
4	
5	
6	
7	
8	
9	




(1)(b) Statement showing holding of securities (including shares, warrants, convertible securities) of persons belonging to the category "Promoter and Promoter Group"												
Sr. No.	Name of the shareholder	Details of Shares held			Encumbered shares (*)			Details of warrants		Details of convertible securities		Total shares (including underlying shares assuming full conversion of warrants and convertible securities) as a % of diluted share capital
		Number of shares held	As a % of grand total (A)+(B)+(C)	No.	As a percentage $(N)/(M)+100$	As a % of grand total (A)+(B)+(C) of sub-clause (I)(a)	Number of warrants held	As a % total number of warrants of the same class	Number of convertible securities held	As a % total number of convertible securities of the same class		
(i)	(ii)	(iii)	(iv)	(v)	(vi) = $(v)/(iii)*100$	(vii)	(viii)	(ix)	(x)	(xi)	(xii)	
1	Atlas Castalloy Ltd	49820	0.45		0.00	0.00		0		0	0.21	
2	Enkei Corporation	3800000	34.55		0.00	0.00		0	13165200	100	70.21	
3	Meenal Gidwani	20	0.00		0.00	0.00		0		0	0.00	
4	Nastic Trading Pvt.Ltd.	3270000	29.73		0.00	0.00		0		0	13.53	
5	Pamela Rai	20	0.00		0.00	0.00		0		0	0.00	
6	Pamela Trading Pvt.Ltd.	286000	2.60		0.00	0.00		0		0	1.18	
7	Shalendra Rai	280000	2.55		0.00	0.00		0		0	1.16	
8	Skyblue Trading & Investment Pvt.Ltd.	254880	2.32		0.00	0.00		0		0	1.05	
9	U.C. Rai Holdings Pvt.Ltd.	20	0.00		0.00	0.00		0		0	0.00	
10	Usha Rai	100	0.00		0.00	0.00		0		0	0.00	
11	Vinita Chandra	20	0.00		0.00	0.00		0		0	0.00	
TOTAL		7940880	72.19	0	0.00	0.00	0	0	13165200	100	87.34	


(*) The term "encumbrance" has the same meaning as assigned to it in regulation 28(3) of the SAST Regulations, 2011




(1)(c)(i) Statement showing holding of securities (including shares, warrants, convertible securities) of persons belonging to the category "Public" and holding more than 1% of the total number of shares									
Sr. No.	Name of the shareholder	Number of shares held	Shares as a percentage of total number of shares {i.e., Grand Total (A)+(B)+(C) indicated in Statement at para (1)(a) above}	Details of warrants		Details of convertible securities		Total shares (including underlying shares assuming full conversion of warrants and convertible securities) as a % of diluted share capital	
				Number of warrants held	As a % total number of warrants of the same class	Number of convertible securities held	% w.r.t total number of convertible securities of the same class		
1	Passionate Investment Management Pvt.Ltd.	792000	7.20		0			0	3.28
2			0.00		0			0	0.00
					0			0	
TOTAL		792000	7.20		0			0	3.28



(D)(c)(ii) Statement showing holding of securities (including shares, warrants, convertible securities) of persons (together with PAC) belonging to the category "Public" and holding more than 5% of the total number of shares of the company								
Sr. No.	Name(s) of the shareholder(s) and the Persons Acting in Concert (PAC) with them	Number of shares	Shares as a percentage of total number of shares {i.e., Grand Total (A)+(B)+(C) indicated in Statement at para (D)(a) above}	Details of warrants		Details of convertible securities		Total shares (including underlying shares assuming full conversion of warrants and convertible securities) as a % of diluted share capital
				Number of warrants	As a % total number of warrants of the same class	Number of convertible securities held	% w.r.t total number of convertible securities of the same class	
1	Passionate Investment Management Pvt.Ltd.	792000	7.20		0			3.28
2			0.00		0			0.00
TOTAL		792000	7.20	0	0	0	0	3.28



(D)(d)	Statement showing details of locked-in shares		
Sr. No.	Name of the shareholder	Number of locked-in shares	Locked-in shares as a percentage of total number of shares i.e., Grand Total (A)+(B)+(C) indicated in Statement at para (D)(a) above}
1	Enkei Corporation	2200000	20.00
TOTAL		2200000	20.00



(II)(a)		Statement showing details of Depository Receipts (DRs)		
Sr. No.	Type of outstanding DR (ADRs, GDRs, SDRs, etc.)	Number of outstanding DRs	Number of shares underlying outstanding DRs	Shares underlying outstanding DRs as a percentage of total number of shares {i.e., Grand Total (A)+(B)+(C) indicated in Statement at para (I)(a) above}
1				0.00
2				0.00
3				0.00
4				0.00
5				0.00
6				0.00
7				0.00
8				0.00
9				0.00
TOTAL		0	0	0.00



